


GUIDELINES FOR AIR TRAVELERS **FROM ORIGIN TO AIRPORT – DO'S (1/3)****FOLLOW THE GIVEN RULES**

Maintain social distancing



Registration on Aarogya Setu App is must



Prefer digital payments & use of authorized taxi services



Only 1 check-in bag and one cabin bag allowed



Older people, pregnant women, and passengers with ailments are recommended not to travel via plane



GUIDELINES FOR AIR TRAVELERS ✈️

FROM ORIGIN TO AIRPORT – DO'S ^(2/3)

FOLLOW THE GIVEN RULES



Make sure to Web check-in and obtain a boarding pass



Passengers are supposed to download the baggage tag, print it and bind it with the bag



In case of unable to print the baggage tag, the passenger has to mention the PNR number on a thick piece of paper and strongly bind it with the bag

GUIDELINES FOR AIR TRAVELERS **FROM ORIGIN TO AIRPORT – DO'S** (3/3)

FOLLOW THE GIVEN RULES



Every passenger has to wear a face mask before entering the terminal



Reporting time: 2 hours before departure



Passenger to travel in personal vehicle or authorized taxi following the norms as per MHA



Walk through Screening Zone before entering terminal



The health status of a passenger is to certify through the Aarogya Setu App. Passengers with red status can't travel

GUIDELINES FOR AIR TRAVELERS **FROM ORIGIN TO AIRPORT – DON'TS**

Passenger should not reach late to the airport



Passenger must avoid travel if he/she is living in a containment zone



Passenger must not travel if he/she has been tested positive for COVID-19

IMPORTANT INSTRUCTIONS FOR AIR TRAVELERS



FROM ORIGIN TO AIRPORT



If a passenger with no permission to fly, found taking air journey, he/she will have to face legal consequences.



The passenger shall give a declaration to the following:

- I am not living in any containment zone
- I do not have any symptom of Coronavirus
- I am not under quarantine
- If I develop any symptom of coronavirus, I shall contact the concerned health authorities on immediate basis
- I haven't tested positive for COVID-19
- I'm eligible to travel as per the extant norms
- I will provide my mobile number/contact details whenever required by the airline
- I understand that If I air travel without meeting the eligibility criteria, I would be liable to penal action
- I'm adhere to the Health Protocol prescribed by the Destination State/UT




The airlines will have to make sure that the boarding pass is issued to the passenger only if he/she confirms all the above declaration



In case of a PNR having more than one passenger, the declaration would be considered to be covering all the passengers mentioned in the PNR

IMPORTANT INSTRUCTIONS FOR AIR TRAVELERS

AT THE AIRPORT (1/2)



It is mandatory to wear the mask throughout the journey



Wear mask while getting off the vehicle & be prepared with all required documents



Pass through thermal screening before entering terminal



Get checked for temperature and show the health status in Aarogya Setu App at the entry gate




In case Aarogya Setu app is not installed, passenger should be facilitated to head to a counter where Aarogya Setu app can be downloaded

IMPORTANT INSTRUCTIONS FOR AIR TRAVELERS



AT THE AIRPORT (2/2)



Passenger to show his/her identity card and boarding pass to the CISF staff at the Entry Gate



Passenger to show his/her PNR to the staff at baggage drop counter



The use of trolley baggage should discourage



An electronic receipt shall be sent to the passenger



Passenger to follow social distancing which would be specified at the airports through circle/square markings



Passenger to complete the check-in and baggage drop process at least 60 minutes before departure

IMPORTANT INSTRUCTIONS FOR AIR TRAVELERS

AT SECURITY CHECK-IN



Arrangements have been made at the airports to guide passengers to walk through the pre-embarkation security screening



Passenger to follow all security screening rules and divest all metal from the body



Passenger to carry only 1 hand luggage as per specified size



Passenger to cooperate with security staff by following every instruction of safety and security

IMPORTANT INSTRUCTIONS FOR AIR TRAVELERS

SECURITY HOLD AREA



Passenger to move to security hold area after security screening



Passenger to follow social distancing and sanitization protocols during waiting in the security hold area



Chairs marked 'Not For Use' should not be occupied



While moving around at the airport, passengers should follow social distancing & maintain hygiene.




Passenger to be aware of the locations where sanitizers would be available



Passenger to dispose of all the biohazardous material like used masks, gloves, tissues, etc. in the yellow-colored disposable bins/bags

IMPORTANT INSTRUCTIONS FOR AIR TRAVELERS

WHILE BOARDING



Passenger to be attentive towards various communication material displayed at the airport about health advisory related to pre-boarding and during the flight



Passenger to collect the safety kit (mask & sanitizer) from the airlines near the boarding gate




Passenger to wear mask and sanitize his/her hands before moving towards the boarding gate



Passenger to be attentive towards boarding announcements and reach the boarding queue by following social distancing



Display of ID cards & check-in of boarding pass would be done by the passenger by self-screening of an e-boarding pass



IMPORTANT INSTRUCTIONS FOR AIR TRAVELERS

INSIDE THE AIRCRAFT



Passenger to follow hygiene and sanitation. Face to face interaction to be minimized



Use of toilets to be minimized & avoid any non-essential movement in the aisles



No queuing at the toilets. Only one companion for children/elderly would be allowed



No meals to be served on board. Water to be made available on the seats. Eatables not allowed during the flight



No newspaper/magazines will be provided onboard. No onboard sale of any item



If the passenger feels fatigued or has respiratory distress, crew should be immediately informed

IMPORTANT INSTRUCTIONS FOR AIR TRAVELERS



AIRPORT TO DESTINATION (1/3) ARRIVAL



The disembarkation from the airlines would be sequential



To disembark, passengers to strictly follow the instructions of the crew



Social distancing should be maintained at the airport and during the flight

IMPORTANT INSTRUCTIONS FOR AIR TRAVELERS

AIRPORT TO DESTINATION (2/3) BAGGAGE COLLECTION



Passenger to wait at the baggage hold area till the baggage arrives



Transit passengers are not allowed to come out from the transit area

IMPORTANT INSTRUCTIONS FOR AIR TRAVELERS

AIRPORT TO DESTINATION (3/3) EXIT FROM AIRPORT



Passengers to hire only authorized taxis



Passengers to follow social distancing and hygiene while traveling in any vehicle



On arrival at the destination, passenger to stick to health protocols as prescribed by the destination State/UT



For queries, go to
<https://www.civiliation.gov.in/>, <https://mohfw.gov.in>
or Helpline 1075 (Toll Free)
More details at <https://corona.mygov.in>

